

HENRY PURCELL

1659 – 1695

MUSIC
in the
TEMPEST

Full score



<u>Forces</u>	<u>Voice</u>	<u>Part</u>
Devil-1	bass	1
Devil-2	bass	1
Spirit	bass	2
Ariel	soprano	4, 6, 7
Milcha	soprano	5
Dorinda	soprano	9
Amphitrite	soprano	10, 14, 16
Neptune	baritone	10, 12, 15, 16
Aeolus	tenor	13
Chorus	SATB	1, 5, 11, 16

Hobo in nr 14 only

Violins-1 and -2

Viola (viola-2 in nr 3a)

Basso continuo (violoncello / viola da gamba, harpsichord)

Further instruments may be added *ad libitum*.

This edition is based on an anonymous publication, London, late 18th century, available from: [http://imslp.org/wiki/The_Tempest,_Z.631_\(Purcell,_Henry\)](http://imslp.org/wiki/The_Tempest,_Z.631_(Purcell,_Henry)).

Apart from some minor typographical corrections, the source has been honoured in full detail, including all musical expression, beams, ties and figuring. Editorial slurs are indicated with broken arcs.

The Overture in g has been added, in accordance with current practice.

Following a suggestion in the King's Music Edition, Lully's original version of the Dance of Winds has been included as an alternative to the two-part setting in case adequate forces are available.

This new edition was prompted by a workshop organised by *Huismuziek*, and the participants are acknowledged for their critical review of the score. Special thanks go to Dita Breebaart for providing the bowing annotation in the upper string parts, and to Willemien de Haan for completing the figured bass where the original was lacking or illegible.

Wim Looyestijn, Woerden, 2015

Music in The Tempest, attributed to Henry Purcell.

Overture		4
1 Where does the black fiend	Two Devils & Chorus	8
2 Arise ye subterranean winds	Spirit	18
3 Dance of Winds (a 2)		26
3a Dance of Winds (a 5)		27
4 Come unto these yellow sands	Ariel	29
5 Full fathom five	Milcha & Chorus	31
6 Dry those eyes	Ariel	34
7 Kind fortune smiles	Ariel	42
8 Dance of Spirits		43
9 Dear pretty youth	Dorinda	44
10 Great Neptune / My dear	Amphitrite & Neptune	46
11 The Nereids and Tritons	Chorus	50
12 Aeolus you must appear	Neptune	55
13 Your awful voice I hear	Aeolus	61
14 Halcyon days	Amphitrite	66
15 See the heavens smile	Neptune	70
16 No stars again shall hurt you	Amphitrite-Neptune & Chorus	76

OUVERTURE

Violin 1
Violin 2
Viola
B.C.

6 6 5 3 6 #

5
V1
V2
Va
BC

7 7 6 6 # 6 5 7 7

9
V1
V2
Va
BC

6 6 4# 4 4 7 # 6

14
V1
V2
Va
BC

6 6# 6# 6# 7 #

1 2

3/4

20

20
V1
V2
Va
BC

Musical score for measures 20-24. The score is in 3/4 time and B-flat major. The V1 part has a melodic line with a fermata on the final note. The V2 part has a rhythmic accompaniment. The Va and BC parts are mostly rests.

25

25
V1
V2
Va
BC

6 6 6 6# 6 6 4

Musical score for measures 25-29. The V1 part has a melodic line with a fermata on the final note. The V2 part has a rhythmic accompaniment. The Va and BC parts have melodic lines. The BC part has a bass line with a fermata on the final note. The measure numbers # 6 6 6 6# 6 6 4 are written below the BC staff.

30

30
V1
V2
Va
BC

7 6 7

Musical score for measures 30-34. The V1 part has a melodic line with a fermata on the final note. The V2 part has a rhythmic accompaniment. The Va and BC parts have melodic lines. The BC part has a bass line with a fermata on the final note. The measure numbers 7 6 7 are written below the BC staff.

35

35
V1
V2
Va
BC

6 # 6 # 6 6 4# 2

Musical score for measures 35-39. The V1 part has a melodic line with a fermata on the final note. The V2 part has a rhythmic accompaniment. The Va and BC parts have melodic lines. The BC part has a bass line with a fermata on the final note. The measure numbers 6 # 6 # 6 6 4# 2 are written below the BC staff.

42

V1

V2

Va

BC

7 6 # 7 # 5 4 2# 6 4 6#

48

V1

V2

Va

BC

6 5 6# 7 # 5 6# 5 # #

53

V1

V2

Va

BC

6 7 # 6 6# 6

59

V1

V2

Va

BC

6# 6 6# 6# 7

65

V1
V2
Va
BC

6 6
5

Detailed description: This system contains measures 65 through 69. It features four staves: V1 (Violin I), V2 (Violin II), Va (Viola), and BC (Cello/Double Bass). The key signature is B-flat major. Measures 65-69 show a rhythmic pattern of quarter notes with rests, primarily in the lower registers of the strings. Fingerings 6 and 5 are indicated for the BC part in measures 66 and 67 respectively.

70

V1
V2
Va
BC

Detailed description: This system contains measures 70 through 74. The V1 and V2 parts play a sixteenth-note figure. The Va part has a more melodic line with some grace notes. The BC part is mostly silent, with a few notes in measure 74. The key signature remains B-flat major.

75

V1
V2
Va
BC

6 6 7 5
2

Detailed description: This system contains measures 75 through 79. The V1 part has a melodic line with some rests. The V2 part plays a sixteenth-note figure. The Va part has a melodic line. The BC part has a sixteenth-note figure. Fingerings 6, 6, 7, 5, and 2 are indicated for the BC part in measures 76-79. The key signature remains B-flat major.

80

V1
V2
Va
BC

6 #

Detailed description: This system contains measures 80 through 84. The V1 part has a melodic line. The V2 part has a melodic line. The Va part has a melodic line. The BC part has a melodic line. Fingerings 6 and # are indicated for the BC part in measures 81 and 82 respectively. The key signature remains B-flat major.

1. TWO DEVILS & CHORUS: WHERE DOES THE BLACK FIEND

Devil 1

Where does the black fiend Am - bi - tion re - side with the mis - chiev - ous

B.C.

6 6 4 4/2 6 6

7

D1

De - vil of Pride?

D2

In the low - est and dark - nest cav - erns of Hell both

BC

6 4 6^b 4^b 6 6

13

D1

Who are the chief lea - ders of the damm'd -

D2

Pride and Am - bi - tion do dwell.

BC

6 4 3 4[#] 2 6 7

19

D1

host?

D2

Proud non - archs ty - - - - - ran - nize most.

BC

5 # 6 4 # 4

24

V1

V2

S
In Hell, in Hell with flames they shall reign, and for ev-er, for

A
In Hell, in Hell with flames they shall reign, and for

T
8
In Hell, in Hell with flames they shall reign, and for ev-er, for

B
In Hell, in Hell with flames they shall reign,

BC

6 6 5 6 5
4 4 4 4

27

V1

V2

S
ev-er, and for ev-er, for ev-er, and for ev-er shall suf-fer the pain, in

A
ev-er, and for ev-er, and for ev-er shall suf-fer the pain, in

T
8
ev-er, and for ev-er, for ev-er, and for ev-er shall suf-fer the pain, in

B
and for ev-er shall suf-fer the pain, in

BC

6 5 6 5 6 5 6 6 4 # 4
4 4 4 4

30

V1

V2

S
Hell, in Hell with flames they shall reign, and for ev-er, for ev-er, and for

A
Hell, in Hell with flames they shall reign, and for ev-er,

T
8
Hell, in Hell with flames they shall reign, and for ev-er, for ev-er, and for

B
Hell, in Hell with flames they shall reign,

BC
6 4 6 5 4 3 6 5 4 3

33

V1

V2

S
ev-er, for ev-er, and for ev-er shall suf-fer the pain.

A
and for ev-er, for ev-er shall suf-fer the pain.

T
8
ev-er, for ev-er, for ev-er shall suf-fer the pain.

B
and for ev-er shall suf-fer the pain.

BC
6 5 4 3 6 5 4 3 6 6 4 4

36

D1 Who are the pil-lars of the ty-rant's court?

D2 Ra-pine and Mur-der his

BC

64

42

D2 crown must sup - port. His cru - el - ty does tread on or - phan's ten - der

BC

44 6 5 4 3 6

47

D1 Can Heav'n per - mit such crimes should be at-

D2 breast and bro-thers dead.

BC

5 3 4 2 6 4 3 4

52

D1 tend - ed with fe - li - ci - ty? No! ty - rants their scep - tres un - ea - si - ly

D2 No! ty - rants their scep - tres un - ea - si - ly

BC

5 6 4 4 64 6

D1
wear, in the midst of their guards their con - scien - ces fear.

D2
wear, in the midst of their guards their con - scien - ces fear.

BC
6 7 6 6 4 3

V1

V2

S
Care their minds when they wake un - qui - et will keep, and we with dire vi -

A
Care their minds when they wake un - qui - et will keep, and we with dire

T
Care their minds when they wake un - qui - et will keep, and we with dire

B
Care their minds when they wake un - qui - et will keep, and we with dire

BC
4 4 5b 4 4 6 7

60

V1

V2

S
sions, and we with dire vi - sions dis-turb, dis-turb, dis-turb,

A
vi - sions, and we with dire vi - sions dis-turb, dis - turb, dis-turb,

T
vi - sions, and we with dire vi - sions dis-turb, dis - turb, dis-turb,

B
vi - sions, and we with dire vi - sions dis-turb, dis - turb, dis-turb,

BC
6 6 7 ♯ 6 7♭ ♯ ♯ 7 6 5

63

V1

V2

S
dis - turb all their sleep.

A
dis - turb all their sleep. A - round,

T
dis - turb all their sleep.

B
dis - turb all their sleep.

BC
6 5 6 4 4 ♯

66

V1

V2

S
A-round, a-round we pace,

A
a-round we pace, a-round, we

T
8 A-round, a-round we pace, a-round we pace, a-round we

B

BC
A-round, a-round

6 6

70

V1

V2

S
a-round we pace, a-round we pace, a-round

A
pace, a-round we pace, a-round, a-round we pace, a-round

T
8 pace, a-round we pace, a-round we pace, a-round we

B

BC
a-round, a-round, a-round we pace, a-round, a-

6 7 6

74

V1

V2

S
we pace, a-round we pace a - bout this

A
we pace, a - round we pace a - bout this

T
8 pace a - round we pace, a-round we pace a - bout this

B
round, a - round we pace, a-round we pace a - bout this

BC
7 6 6 4 6 7 6 # 3 7 6

78

V1

V2

S
cur - sed, cur - sed place. While thus we

A
cur - sed, cur - sed place. A - round,

T
8 cur - sed, cur - sed place.

B
cur - sed, cur - sed place.

BC
4 # 3 6 #

81

V1

V2

S
com - pass, we com - pass in, we com - pass

A
While thus we com - pass, we com - pass

T
While thus we

B
While thus we com - pass, we com - pass in,

BC
While thus we com - pass, we com - pass in,

6

84

V1

V2

S
in, while thus we com - - - pass in, while thus we

A
in, while thus we com - - - pass in, while thus we

T
com - pass, we com - pass in, we com - pass in, while thus we

B
while thus we com - pass in, while thus we

BC
while thus we com - pass in, while thus we

7

5 6

87

V1

V2

S
com - - - - pass in, while thus we

A
com - - - - pass in, while thus we com - pass

T
8 com - pass, we com - pass in, while thus we com - - - - pass

B
com - pass we com - pass in, while thus we com - - - - pass

BC

6 6#4 6 7 6

90

V1

V2

S
com - pass in these mor - tals and their sin. While thus we sin.

A
in these mor - - - tals and their sin. sin.

T
8 in these mor - - - tals and their sin. sin.

B
in these mor - - - tals and their sin. sin.

BC

7 3 7 6 5 4 2 6 6 4 3

2. ARISE YE SUBTERRANEAN WINDS [1ST SPIRIT]

Violin 1

Violin 2

Spirit

B.C.

4

V1

V2

Sp

BC

7

V1

V2

Sp

BC

A - rise, a - rise, ye

4 4

10

V1

V2

Sp

sub - - - - - ter - ra - nean winds,

BC

6 6 6 4 4

13

V1

V2

Sp

BC

16

V1

V2

Sp

BC

19

V1

V2

Sp

BC

a - rise, a - rise, ye sub - - - - -

6 6 3
4

22

V1

V2

Sp

BC

ter - re - nean winds. More to dis -

6 6 6 4 3

p

p

p

p

25

V1

V2

Sp

BC

tract their guil - ty minds.

f

f

f

7 \flat \flat 4 #

28

V1

V2

Sp

BC

a - rise, ye

6 4

31

V1

V2

Sp

BC

winds, a-rise, ye winds whose ra - - - - - pid force can

6 6 6 4 3

34

V1

V2

Sp

BC

make all but the fix'd. all, all but the fix'd

6 5 6 5 6 5 6 5

37

V1 *f*

V2 *f*

Sp *f*

BC *f*

and so - - - - - lid cen - tre shake.

6 6 6 6 4 3

40

V1

V2

Sp

BC

6

43

V1 *p*

V2 *p*

Sp *p*

BC *p*

Come drive these wretch - es to that

4 3 6 6 # 6 6

46

V1

V2

Sp

part o'th Isle where Na - - - ture ne - - ver, where Na - - - - ture ne - - - ver,

BC

7 6 # 6 7 4 7 7 # 6 4 #

49

V1

V2

Sp

ne - - ver yet did smile.

BC

7 6 6 4 # 6 6 6 4 # 6 6 #

52

V1

V2

Sp

Come fogs and damps, whirl - - - -

BC

6 4 3 6 5 6

55

V1

V2

Sp

BC

winds and earth - quakes there, there let them howl

6 7 6# 6 #

58

V1

V2

Sp

BC

and lan - - - - -

6 6 7 6

61

V1

V2

Sp

BC

guish in des - pair. Rise and o - bey,

#

2. Arise ye subterranean winds

64

V1

V2

Sp

BC

rise and o - bey, rise and o - bey the

Detailed description: This system contains measures 64, 65, and 66. The vocal parts (V1, V2, Sp, BC) feature a melodic line with lyrics. The strings (V1, V2) play a rhythmic accompaniment of eighth notes. The Sp part has a melodic line with a fermata over the final note. The BC part provides a bass line with a fermata over the final note.

67

V1

V2

Sp

BC

pow'r - - - - -

5 6 7 6 7 6 7 6 7 6 7 6

Detailed description: This system contains measures 67, 68, and 69. The vocal parts (V1, V2, Sp, BC) have a simple harmonic accompaniment. The Sp part has a melodic line with a fermata over the final note. The BC part provides a bass line with a fermata over the final note. Below the BC staff, there are fingering numbers: 5, 6, 7, 6, 7, 6, 7, 6, 7, 6, 7, 6.

70

V1

V2

Sp

BC

ful prince o'th' air.

6 5 6 5 3 3 4 4 3

Detailed description: This system contains measures 70, 71, and 72. The vocal parts (V1, V2, Sp, BC) have a simple harmonic accompaniment. The Sp part has a melodic line with a fermata over the final note. The BC part provides a bass line with a fermata over the final note. Below the BC staff, there are fingering numbers: 6, 5, 6, 5, 3, 3, 4, 4, 3.

3. DANCE OF WINDS A 2

Violins
Bassi

6 5

Vi
B

6 6 #

Vi
B

6 4

Vi
B

6 6 b 6 # # 6#

Vi
B

6 # 6 6 6 6 6 6

Vi
B

6 5 6 3

3A. DANCE OF WINDS A 5

Original 5-part setting from Lully's Cadmus & Hermione, LWV49.

Musical score for measures 1-3. The score is for five parts: Violin-1, Violin-2, Viola 1, Viola 2, and B.C. (Bassoon/Clarinet). The time signature is common time (C). The key signature has one flat (B-flat). The Violin-1 part features a complex rhythmic pattern with many sixteenth notes. The other parts provide harmonic support with various rhythmic values.

Musical score for measures 4-8. The score continues for five parts: V1, V2, Va1, Va2, and BC. Measure 4 is marked with a '4' above the V1 staff. The Violin-1 part continues with its intricate sixteenth-note patterns. The Viola 1 part has a more active role with eighth-note patterns. The B.C. part has a steady eighth-note accompaniment.

Musical score for measures 9-12. The score continues for five parts: V1, V2, Va1, Va2, and BC. Measure 9 is marked with a '9' above the V1 staff. The Violin-1 part has a prominent melodic line with sixteenth-note runs. The Viola 1 part continues with its eighth-note accompaniment. The B.C. part maintains its eighth-note pattern.

13

V1
V2
Va1
Va2
BC

Detailed description: This system of musical notation covers measures 13 through 17. It features five staves: V1 (Violin I), V2 (Violin II), Va1 (Viola I), Va2 (Viola II), and BC (Cello/Double Bass). The V1 staff begins with a treble clef and a key signature of one sharp (F#). The V2, Va1, and Va2 staves use treble clefs with a key signature of one flat (Bb). The BC staff uses a bass clef with a key signature of one flat (Bb). The music is characterized by dense, rhythmic patterns, including sixteenth-note runs and eighth-note chords, with various accidentals and dynamic markings throughout.

18

V1
V2
Va1
Va2
BC

Detailed description: This system of musical notation covers measures 18 through 21. It features five staves: V1 (Violin I), V2 (Violin II), Va1 (Viola I), Va2 (Viola II), and BC (Cello/Double Bass). The V1 staff begins with a treble clef and a key signature of one sharp (F#). The V2, Va1, and Va2 staves use treble clefs with a key signature of one flat (Bb). The BC staff uses a bass clef with a key signature of one flat (Bb). The music continues with complex rhythmic textures, including sixteenth-note passages and eighth-note chords, with various accidentals and dynamic markings.

22

V1
V2
Va1
Va2
BC

Detailed description: This system of musical notation covers measures 22 through 25. It features five staves: V1 (Violin I), V2 (Violin II), Va1 (Viola I), Va2 (Viola II), and BC (Cello/Double Bass). The V1 staff begins with a treble clef and a key signature of one sharp (F#). The V2, Va1, and Va2 staves use treble clefs with a key signature of one flat (Bb). The BC staff uses a bass clef with a key signature of one flat (Bb). The music concludes with dense, rhythmic patterns, including sixteenth-note runs and eighth-note chords, with various accidentals and dynamic markings.

Violin 1

Violin 2

B.C.

6 6 7 7 6 6 6# 4 3

V1

V2

BC

6 6

10

Arl/S

BC

Come un - to these yel - - - low sand and there take hands,

6 6 7 7 6 6 6# 4 3

14

Arl/S

BC

there take hands, foot it feat - ly here and there and let the rest the cho - rus bear.

6 6 6 6 6 5 4 3

19

V1

V2

Arl/S

A

T

B

BC

Hark! - hark! the watch - dogs bark. Hark! hark! I hear the

Hark! - hark! the watch - dogs bark. Hark! hark! I hear the

Hark! - hark! the watch - dogs bark. Hark! hark! I hear the

Hark! - hark! the watch - dogs bark. Hark! hark! I hear the

Hark! - hark! the watch - dogs bark. Hark! hark! I hear the

6# 4 3 6 6

22

V1

V2

Arl/S

A

T

B

BC

strain of Chan - ti - clere, hark! hark! I hear the strain of Chan - ti - clere.

strain of Chan - ti - clere, hark! hark! I hear the strain of Chan - ti - clere.

strain of Chan - ti - clere, hark! hark! I hear the strain of Chan - ti - clere.

strain of Chan - ti - clere, hark! hark! I hear the strain of Chan - ti - clere.

strain of Chan - ti - clere, hark! hark! I hear the strain of Chan - ti - clere.

6 4 3 6 6 6 4 3

B.C.

5
M
BC

10
M
BC

14
M
BC

18
M
BC

21
M
BC

25

V1

V2

S

A

T

B

BC

Sea - nymphs hour - ly ring his knell: hark! now I hear them,

Sea - nymphs hour - ly ring his knell: hark! now I hear them,

Sea - nymphs hour - ly ring his knell: hark! now I hear them,

Sea - nymphs hour - ly ring his knell: hark! now I hear them,

Sea - nymphs hour - ly ring his knell: hark! now I hear them,

4 5 6 6# 5 6

5 6

2

28

V1

V2

S

A

T

B

BC

ding dong ding dong bell, Hark! now I hear them, ding dong ding dong bell,

ding dong bell, Hark! now I hear them, ding dong bell,

ding dong bell, Hark! now I hear them, ding dong bell,

ding dong bell, Hark! now I hear them, ding dong bell,

ding dong bell, Hark! now I hear them, ding dong bell,

6 6# 4 5 6 7 6# 4

2

6

4

31

V1

V2

S
hark! now I hear them, hark! now I hear them, Hark! now I hear them,

A
hark! now I hear them, hark! now I hear them, Hark! now I hear them,

T
hark! now I hear them, hark! now I hear them, I hear them,

B
hark! now I hear them, hark! now I hear them, Hark! now I hear them,

BC
6 6# 6 6# 6 6#

34

V1

V2

S
ding dong bell, ding dong bell, ding dong bell.

A
ding dong bell, ding dong bell, ding dong bell.

T
ding dong bell, ding dong bell, ding dong bell.

B
ding dong bell, ding dong bell, ding dong bell.

BC
6 6# 6 6# 6 6#

6. ARIEL : DRY THOSE EYES

B.C.
 5 6 6 6 6 #

6
 Arl
 BC
 6 6# 4 3 6 6 5 4 # 5
 Dry those

11
 Arl
 eyes which are o'er - flow - - - ing, all your
 BC
 6 5 6 5 6 5 6 #

15
 Arl
 storms are o - ver
 BC
 6 # # 6 6# 6 6 6 4 #

19
 V1
 V2
 Arl
 blow - ing.
 BC
 5 6 5 6 5 6 5 6 # 6 6

25

V1

V2

Arl

BC

Dry those eyes which

6# 6 7 6 6 4 # 5 6 5

30

Arl

BC

are o'er flow - ing, all your storms

6 5 6 5 6 # 6 6

34

V2

Arl

BC

are o - ver - blow - ing.

6# 6 7 6 6 4 # 6

38

V1

V2

BC

6 7 7 7 #

42

V1

V2

BC

7 6# 6 5 7# 6 7 6 4 # 6 5

47

Arl

BC

While you in this isle are bi - ding, you shall

5 6 6 6b 6 5

52

Arl

BC

feast with - out pro - vi - ding,

6 5 5 5 5 6 6 5 6 6 5

57

V1

V2

Arl

BC

you shall feast

6 6 6b 6

61

V1

V2

Arl

BC

with - out pr -

6 5 5 5 5 6 6 6 7 4 3 7 6 4

65

V1

V2

Arl

BC

vi - ding.

6 6# 5 6 6 6

69

BC

6 6 # 6 6# 7 # 6

74

Arl

BC

Ev' - ry dain - - ty

6 5 6 4 # 6

78

Arl

BC

you can think of, ev' - ry wine

6 # 6 6 # # # # 6

82

V1

V2

Arl

BC

that you can drink of, ev' - ry

6 6 7
5 #

6

6

87

V1

V2

Arl

BC

wine

6 6#

90

V1

V2

Arl

BC

that you can

6 # # 6

6

4 #

94

V1

V2

Arl

BC

drink of, shall be yours and want

98

Arl

BC

102

V1

Arl

BC

shall shun you, Ce - res'

106

V1

Arl

BC

bles - - ing, Ce - res' bless

110

V1

V2

Arl

BC

6 # # 6 6 6 7 4 #

sing too is

114

V1

V2

Arl

BC

6 # 3 6 3 6

on you, Ce - res' bless

118

V1

V2

Arl

BC

6 # # # 6# 6 7 6

122

V1

V2

Arl

BC

ing too is on you.

4 #

126

V1

V2

131

V1

V2

BC

6 5 7 3 5 7 3

137

V1

V2

BC

5 7 4 6 6 5 6 7 5 6 4 #

7. ARIEL: KIND FORTUNE SMILES

Ariel

B.C.

6 # 5 6 7 6 7 6 7 6 6 4 3 6

5

Arl

BC

Kind for-tune smiles and she has yet in

4 3 6 6 7 6

9

Arl

BC

store for thee some strange fe - li - ci - ty. Fol-low, fol-low me,

6 6# 6 6 4 5 5 3

13

Arl

BC

fol-low, fol-low me, fol-low, fol-low me, fol-low, fol-low, fol-low, fol-low, fol-low, fol-low, fol-low, fol-low,

5 5 6 6 6 6 6 6

17

Arl

BC

fol-low, fol-low, fol - - - - low me, and thou shalt see,

6 6 5 7 5 6 6 6 6 4 4 5 5 3 3

20

Arl

BC

fol-low, fol-low me, and thou shalt see, fol-low me and thou shalt see.

5 5 6 5 6 6 6 6 6 6 6 4 5 6 6 3

8. DANCE OF SPIRITS

Violins

B.C.

Musical notation for the first system, measures 1-4. The Violins staff is in treble clef and the B.C. staff is in bass clef. Both are in a key with one flat and common time. The Violins part features a rhythmic pattern of eighth and sixteenth notes. The B.C. part features a similar rhythmic pattern with some rests.

5

Vi

BC

6 6 6 5 # 4 6 4 #

Musical notation for the second system, measures 5-8. The Violins staff has a melodic line with some accidentals. The B.C. staff has a bass line with some accidentals. Fingering numbers are written below the B.C. staff.

9

Vi

BC

6 6 6 6

Musical notation for the third system, measures 9-12. The Violins staff continues the melodic line. The B.C. staff continues the bass line. Fingering numbers are written below the B.C. staff.

13

Vi

BC

4 6 5

Musical notation for the fourth system, measures 13-15. The Violins staff has a melodic line. The B.C. staff has a bass line. Fingering numbers are written below the B.C. staff.

16

Vi

BC

3 4 3 6 5 4 3

Musical notation for the fifth system, measures 16-19. The Violins staff has a melodic line. The B.C. staff has a bass line. Fingering numbers are written below the B.C. staff.

9. DORINDA: DEAR PRETTY YOUTH

Dorinda

B.C.

Dear, dear pret - ty, pret - ty, pret - ty

6 # 6 6 6 6 5 6 6 #

4

D

BC

youth, dear pret - ty, pret - ty, pret - ty youth, un - veil, un - veil those

6 5 6 6 # # 6 6 7

7

D

BC

eyes, un - veil, un - veil those eyes, how can you, can you sleep, how

6 6 6 7 # 6 6 6 6 7 6 6 5 # 6

10

D

BC

can you, can you sleep, how can you, can you sleep when I, when I am by, when

6 3 6# 4 6 7 6 7 6 5 6 #6 5 4 # 6

13

D

BC

I, when I am by? Were I with you all night to be, me -

7 # 4 # 6 6# 3 7 5 6

16

D

BC

thinks I could, me-thinks I could, I could from sleep be free, me - thinks I could, me-thinks I could from

7 6 7 6 7 # # 5 6 7 #

19 *Very slow*

D sleep, I could from sleep be free. A - las! a -

BC

6 6# 4 5 # # # 4 # # 5 6

22 *Quick*

D las! my dear, you're cold, cold as stone, you must no lon-ger,

BC

6 3 4 7 # 6 4 3 6 4 3 # 6# 6 6 6 4

25

D no, no lon-ger, no, no lon-ger, no, no lon-ger, lon-ger lie a - lone,

BC

6 6 6# 6 # 9 7 # 6 6 # 6 6 # 6 6 # 6 6

28

D but be with me my dear, my dear, dear, dear, but be with me my

BC

6 # 6 6 6 6 7 6 7 6 7 6 7

31

D dear, and I in each arm, and I in each arm will hug you, hug you

BC

4# 6 6# 6#

34

D close, will hug you, hug you close, hug you close and keep you warm, wil hug you, hug you

BC

6 5 3 6 # 7 6 4 5 6 5

37

D close, will hug you, hug you close, hug you close and keep you warm.

BC

6 4 5 4 4 7 8 9 5 2 6 3 6 8 7

Amphitrite

Great Nep-tune, now no more let Ae-o-las en-rage the sea, let him my will, my

B.C.

6 6

5

Amp

will o - bey, till these arrive up-on their wish'd for shore.

BC

4 3 4 2 6 6 6 6 7 6 4 3

8

Npt

My dear, my Amphi-tri - te, my dear, my Am-phi tri - te, all I wish is to delight thee,

BC

6 46

13

Npt

all I wish is to de-light thee.

BC

6 5 6 # 6 4 6 6 6 6 6 6 6 3

18

Npt

Fair and se-rene like thee my Queen, the re - - - gion of the

BC

4 # 6 4 6 6 3 6 6

43

Npt

BC

Nep - tune's call the winds shall fall, at Nep - tune's call the

6 7 4 6 4 6

46

Npt

BC

winds shall fall, nor long - er vex the re - - -

6# 6 5 4 # 6 6 5 6 # 6 5 6#

49

Npt

BC

gion of the sea.

4# 2 6 4 # 6 6 4 6 6 6 6 6 6

53

Npt

BC

Fair and se - rene like thee my Queen the re - - -

6# 4 4 6 6 6 7 5 6

57

Npt

BC

gion of the air shall be. At Nep - tune's

6 5 6 6 6 6 6 6 5 4 3

61

Npt

BC

call the winds shall fall, shall fall shall fall

6 7 6 4 3 4 2 6 5 5 6

64

Npt

BC

nor long - er vex the re - - - - gion, the re - - -

6 5 6 5 6 6 6 6 6

67

Npt

BC

gion of the

6 6 6 6 6 6 6 6 6 6 5 4 3

70

V1

V2

Vla.

Npt

BC

sea.

6 6 6 6 6 6 6 6 6 5 4

74

V1

V2

Vla.

BC

6 6 6 6 6 6 6 4 3

11. CHORUS - THE NEREIDS AND TRITONS

Violin 1

Violin 2

Viola

Soprano

The Ner-eids and Tri-tons shall sing and shall play,

Alto

The Ner-eids and

Tenor

8 The Ner-eids and Tri-tons shall sing and shall play,

Bass

The Ner-eids and

B.C.

6 6#

7

V1

V2

Va

S

and Na - ture shall smile,

A

Tri - tons shall sing and shall play, and Na - ture shall

T

8 and Na - ture shall smile, shall

B

Tri - tons shall sing and shall play, and Na - ture shall

BC

6 6# 6 6 6 4 # 4

13

V1

V2

Va

S
and Na - ture shall smile on this hap - py day. The Ner - eids and

A
smile, Na - ture shall smile on this hap - py day.

T
smile, Na - ture shall smile on this hap - py day. The Ner - eids and

B
smile, Na - ture shall smile on this hap - py day.

BC
6 6# 6/5 4 #

19

V1

V2

Va

S
Tri - tons shall sing and shall play, and Na - ture shall smile, and Na - ture shall

A
The Ner - eids and Tri - tons shall sing and shall play, and Na - ture shall

T
Tri - tons shall sing and shall play, and Na - ture shall smile, and Na - ture shall

B
The Ner - eids and Tri - tons shall sing and shall play, and Na - ture shall

BC
5/3 6/4 7 7 6 6/4 4 # # 6

25

V1

V2

Va

S

A

T

B

BC

smile on this hap - py day.

smile on this hap - py day.

smile on this hap - py day. The Ner-eids and

smile on this hap - py day. The Ner-eids and Tri - tons shall sing and shall

6 6 6 6 4 6 6 6

31

V1

V2

Va

S

A

T

B

BC

The Ner-eids and Tri-tons shall sing and shall play, shall

The Ner-eids and Tri-tons shall sing and shall play, shall

Tri-tons shall sing and shall play, shall

play, shall

6 6 6 6 6# 6 6 5 6 6 4 2 6

38

V1

V2

Va

S

A

T

B

BC

sing and shall play, and Na - ture shall smile,

sing and shall play, and Na - ture shall smile,

sing and shall play, and Na - ture shall smile,

6 # 5 6 7 6 6 6#
5 3

43

V1

V2

Va

S

A

T

B

BC

and Na - ture shall smile on this hap - py day.

smile, Na - ture shall smile on this hap - py day.

and Na - ture shall smile on this hap - py day.

and Na - ture shall smile on this hap - py day.

7 6 6 6 3 6 3 6 6 5
3 4 3 5 4 3

48

V1
V2
Va
BC

Detailed description: This system covers measures 48 to 53. The V1 part features a melodic line with eighth-note patterns and dotted rhythms. The V2 part has a similar melodic line with some rests. The Va part provides a harmonic accompaniment with eighth notes and rests. The BC part has a simple bass line with rests and eighth notes.

54

V1
V2
Va
BC

6 6/5 4 3 6 5♯

Detailed description: This system covers measures 54 to 59. The V1 part continues the melodic theme. The V2 part has a more active line with eighth notes. The Va part has a steady accompaniment. The BC part includes a chromatic descending line with a sharp sign above the 5th measure. Fingering numbers are provided below the BC staff.

60

V1
V2
Va
BC

6 7/5 6 5/3 5♯

Detailed description: This system covers measures 60 to 65. The V1 part has a melodic line with some rests. The V2 part has a rhythmic accompaniment. The Va part has a steady accompaniment. The BC part includes a chromatic descending line with a sharp sign above the 5th measure. Fingering numbers are provided below the BC staff.

66

V1
V2
Va
BC

6 7/5 6 5/3

Detailed description: This system covers measures 66 to 71. The V1 part has a melodic line with some rests. The V2 part has a rhythmic accompaniment. The Va part has a steady accompaniment. The BC part has a simple bass line. Fingering numbers are provided below the BC staff.

Neptune

AE - o - lus you must ap - pear, my great com - mands to hear. Rough

B.C.

6
5
6

4

V1

V2

Npt

AE - o - lus ap - pear.

BC

6
6
6
6
6
4
2
6
6
5
4

7

V1

V2

BC

6
6
4
5
6
4
3
6

10

V1

V2

BC

6
6
4
5
6

6
6
6
4
6
6
4
5

13

V1

V2

Npt

BC

While these pass o'er the deep your storm - y winds must cease,

6 6 6 4 6 6 6 4

16

V1

V2

BC

6 3 6 6 6 6 4

19

V1

V2

Npt

BC

while these pass o'er the

5 6 6 6 6 6 6 4 5 6 6

22

Npt

BC

deep your storm - y winds must cease, while these pass o'er the deep your storm - y winds must

6 4 6 6 6 6 4 4 5 5 6 6 4 4 5 5

25

Npt

cease, your storm

BC

6 7 6 7 6 6 7 5 6 7 6# 6# 6 6

28

V1

V2

Npt

y winds must cease.

BC

6 6 6 6 6 6

31

V1

V2

Npt

While these I safe - ly keep, I safe - ly keep, I'll bless my

BC

6 5 6 6 6 6 5 6 4 6 6

34

V1

V2


Npt

wa - - - - - try realms with peace,

BC

5 6 5 6 5 6 6 6

37



V1

V2

Npt

BC

while these I safe - ly keep, I safe - ly

6 6 4 3 6 6 5

40



V1


Npt

BC

keep I'll bless

4 4 6 6 7 6 7 6 7 6 7 6

43



V1

V2


Npt

BC

my wa - try realms with peace,

7 6 6 3 6 6 4 4

46



V1

V2

Npt

BC

while these I safe - ly keep, I safe - ly

6 6 6 5 6 6 6 5 6

49

Npt

keep I'll bless my wa - - - - - try realms with

BC

6 4 6 4 6 5 6 5 6 5 6 6

52

V1

V2

Npt

peace, while these I safe - ly

BC

6 6 6 5 4 3 6

55

V1

Npt

keep, I safe - ly keep I'll bless

BC

6 6 5 4 6 6 7 6 7 6

58

V1

Npt

my wa - try realms with

BC

7 6 7 6 7 6 6 3 6 6 4

61

V1

V2

Npt

BC

peace.

6 6 6 4# 6 6 6

64

V1

V2

BC

6 6 5 6 6 6 6 6

67

V1

V2

BC

5# 6 6# 6 6 6 6 5# 5 6 6 5

AEolus

8 Your aw-ful voice I hear and I o-bey Bro-ther to Jove and mon-arch of the sea.

B.C.

6

V1

V2

BC

V1

V2

BC

6 6 6 6# 6 6 4 3

V1

V2

AE

8 Come down, come down, come down, my blus-ter-ers,

BC

6 7 6

16

V1

V2

AE

BC

8

Come down, come down, come down, my

6 7

19

AE

BC

8

blus - ter - ers, Swell - - - - no more, your storm - - -

6 6 6 6 6# 6

22

AE

BC

8

y rage give

6 6 6

25

V1

AE

BC

8

o'er, your storm - - - - -

6

28

V1

AE

BC

8

y rage give o'er, your storm - - - - -

6 6 6

31

V1

AE

BC

y rage give o'er.

6 6 4 5 3

34

V1

V2

37

V1

V2

BC

6 6 6 6 6# 6 6 4 3

40 *Fine*

V1

V2

AE

BC

To your pri-sons be - low, down you must go, down, down, down you must

6 3 6 7

48

V1

V2

AE

BC

go. To you

6 6 7b 676

57

AE AEolus: pri-sons be - low, down you must go, down, down, down you must

BC

64

V1

V2

AE AEolus: go.

BC

68

V1

V2

AE AEolus: In

BC

73

AE AEolus: hol - low rocks your re - - vels make, nor till I call, your

BC

76

V2

AE AEolus: trem - - - - - bling dens for - sake.

BC

79

V1

V2

BC

6 6 # 6

82

V1

V2

AE

BC

In hol - low rocks your

6# 6 6/4 # 6 6

85

AE

BC

re - vels make, nor till I call, your trem - - - bling, your

4 3 6 6 5 # 5#

88

V1

AE

BC

trem - - - bling dens for - sake.

D.S. al Fine

6# 6 2/4 5 6/4 3#

Hautboy

Violin - hobo

Amphitrite

B.C.

4

Vi-Hb

Amph

BC

8

Violins

Vi-Hb

Amph

BC

Hal-cy-on days, now wars are end-ing, you shall find where

12

Hautboy

Vi-Hb

Amph

BC

e'er you sail.

Violins

16

Vi-Hb

Amph

BC

Hal - cy-on days, now wars are end - ing,

$\frac{5}{2}$ 3 8 7

19

Vi-Hb

Amph

BC

you shall find where e'er you sail. Tri - tons all the

22

Vi-Hb

Amph

BC

while at - tend - ing with a kind and gen - tle gale, with a

6 6 6 6 6 6 $\frac{2}{5}$ 3 $\frac{8}{3}$ 7

25

Vi-Hb

Amph

BC

kind and gen - tle gale,

Violins

29

Vi-Hb

Amph

BC

Tri - tons all the while at - tend - ing with a kind

6 6 7 7 7

32

Vi-Hb

Amph

BC

and gen - tle gale.

7 7 7 7 7 7 7 6 4 5 3

35 Hautboy

Vi-Hb

Amph

BC

3 3 3 6 6 6 6#

39

Vi-Hb

Amph

BC

3 3 3 3 6 6 6 6 5 2 3 8 7 6

Fine

43 Hautboy

Vi-Hb

Amph

BC

Hal-cy-on days, now wars are end - ing,

6 4 # 6 # 6# 6 6 4 #

47

Vi-Hb

Amph

BC

Hal-cy-on days, now wars are end - ing, you shall find where e'er you sail.

6 4 # 6 # 6 6# 5# 6 5
4 4 #

51

Vi-Hb

Amph

BC

Tri - tons all the while at - tend - ing with a kind and

6 6 6 6 6 6 6#

54

Vi-Hb

Amph

BC

gen - tle gale, with a kind and gen - tle gale.

6 5
4 # 6 5# 4# 6 6# 6 5
4 #

D.C. al Fine

15. NEPTUNE : SEE THE HEAVENS SMILE

Violin 1

Violin 2

B.C.

6 6

V1

V2

BC

4 # 6 6 6 6

V1

V2

BC

6 6 4 3 6 6

V1

V2

BC

6 6 6 4 3

13

V1

V2

Npt

BC

See, see the Hea - - - vens smile,

6 6 6 5 6 6

16

V1

V2

BC

6 6 6 4 3

19

Npt

BC

see, see the Hea - vens smile, with clouds no

6 6 6 5 6 6#

22

V1

V2

Npt

BC

more o'er - cast.

6 4 5# 6 6 6

25

V1

V2

Npt

BC

In this now hap - py,

6 # 6 4 #

28

V1

V2

Npt

BC

hap - py Isle, in this now hap - py,

6

31

V1

V2

Npt

BC

hap - py Isle are all all all your

6 7

34

V1

V2

Npt

BC

sor - rows past, are all all all your sor - rows past.

4 3 4 3

37

V1

V2

BC

6 5 6#

40

V1

V2

BC

4 # 6 6 6 6

43

V1

V2

BC

6 6 4 3 6 6

46

V1

V2

BC

6 6 6 4 3

Fine

49

V1

V2

Npt

See see the Hea - - vens smile,

BC

6 6/5 # 6 6

52

V1

V2

BC

6 #6 6 4 #

55

Npt

see, see the Hea - vens smile with Clouds no

BC

6 6/5 # 6 6

58

V1

V2

Npt

more o'er - cast.

BC

6/4 5/3 6 6 6

61

V1

V2

Npt

BC

In this now hap - py

6 6 4 3

64

V1

V2

Npt

BC

hap - - - py Isle are all your

#6 5 4 # 6 # # 6

67

V1

V2

Npt

BC

sor - rows past are all all all all your sor - rows past.

6 5 5 #6 7 4 #

D.C. al Fine

16. AMPHITRITE & NEPTUNE AND CHORUS:
NO STARS AGAIN SHALL HURT YOU

Soprano
Bass
B.C.

No stars a - gain shall hurt you, shall hurt you from a - bove, but all your days shall

pass in peace and love, but all your days, all your

days, but all your days shall pass in peace and love.

No stars a - gain shall hurt you, shall hurt you from a - bove but all your days shall

pass in peace and love, but all your days, all your

4 3 5 4 6 5 3 6 7 6 4 5 3 6 7

6 5 4 6 3 4 6 6 7

6 4 5 4 6 6 7 # 6 6 4 #

7 6 6 4 5 3 7 6

6 6 4 5 3 6 7 6 4 5 3 6 7

(C) Wim Looyestijn - 2015. May be freely copied for non-commercial use.

15

S days shall pass in peace and love, but all, all, all, all, all, all, all, all, all, all, all, all your

B days shall pass in peace and love,

BC

6 5 6 7 6 6 5 6 4

18

S days, but all your days shall pass in peace and love.

B but all, all, all, all, all, all, all, all, all your days shall pass in peace and love.

BC

7 5 7 5 7 4 6 6 5 4

21

V1

V2

Va

S No stars a-gain shall hurt you, shall hurt you from a - bove, but all your days shall

A No stars a-gain shall hurt you, shall hurt you from a - bove, but all your days shall

T No stars a-gain shall hurt you, shall hurt you from a - bove, but all your days shall

B No stars a-gain shall hurt you, shall hurt you from a - bove, but all your days shall

BC

4 6 4 6 6 7 4

24

V1

V2

Va

S
pass in peace and love, but all your days, all your

A
pass in peace and love, but all your days, all your

T
pass in peace and love, but all your days, all your

B
pass in peace and love, but all your days, all your

BC

4 3 5 6 5 6 6 5 3 6

27

V1

V2

Va

S
days, but all all your days shall pass in peace and love. No stars a-gain shall

A
days, but all all your days shall pass in peace and love. No stars a-gain shall

T
days, but all your days shall pass in peace and love. No stars a-gain shall

B
days, but all all your days shall pass in peace and love. No stars a-gain shall

BC

6 4 5 b 6 # 6 6# 5 6 4 5 #

30

V1

V2

Va

S
hurt you, shall hurt you from a - bove but all your days shall pass in peace and

A
hurt you, shall hurt you from a - bove but all your days shall pass in peace and

T
8 hurt you, shall hurt you from a - bove but all your days shall pass in peace and

B
hurt you, shall hurt you from a - bove but all your days shall pass in peace and

BC

7 6 6 6 5 7 6 6 4 3

33

V1

V2

Va

S
love, but all your days, all your days shall pass in peace and

A
love, but all your days, all your days shall pass in peace and

T
8 love, but all your days, all your days shall pass in peace and

B
love, but all your days, all your days shall pass in peace and

BC

6 5 6 5 6

36

V1
 V2
 Va
 S
 A
 T
 B
 BC

love, but all, all, all, all, all, all, all, all, all, all, all, all your days, but all
 love, but all
 love, but all, all, all, all,
 love, but all, all, all, all,
 6 5 6# # 7
 4 4

39

V1
 V2
 Va
 S
 A
 T
 B
 BC

your days shall pass in peace and love.
 your days shall pass in peace and love.
 all, all, all, all, all, all, all your days shall pass in peace and love.
 all, all, all, all, all, all, all your days shall pass in peace and love.
 5 7 5 7 4 6 6 6 5
 4 4